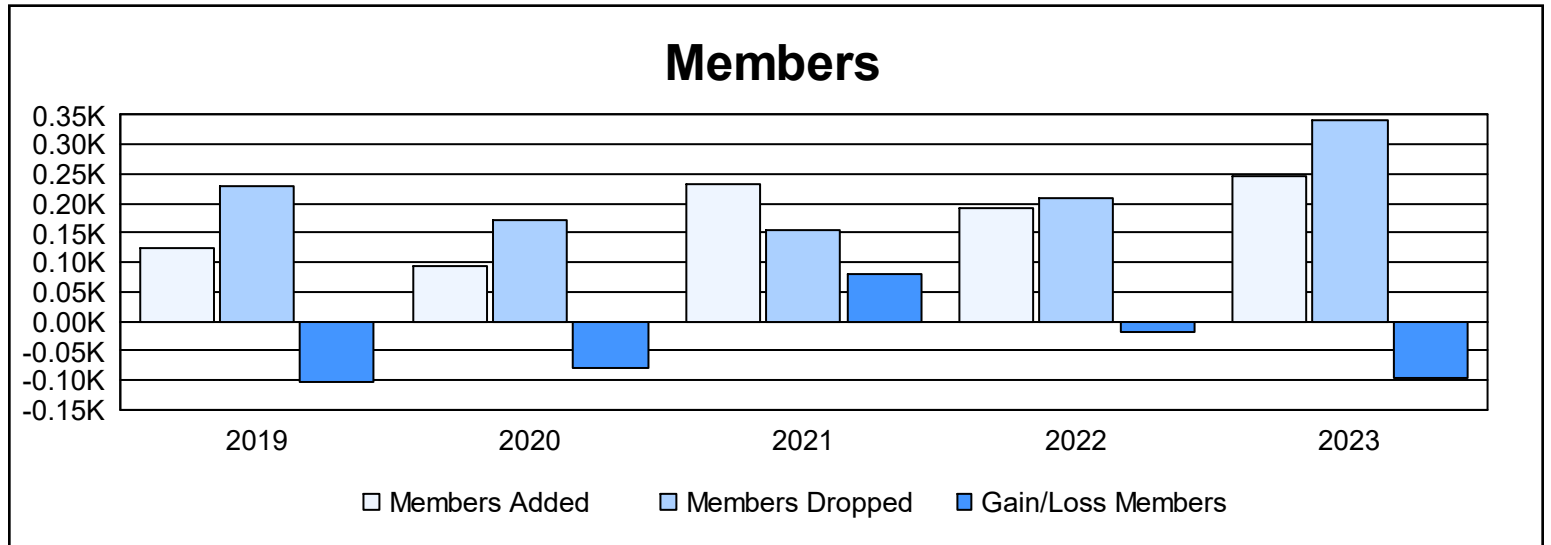
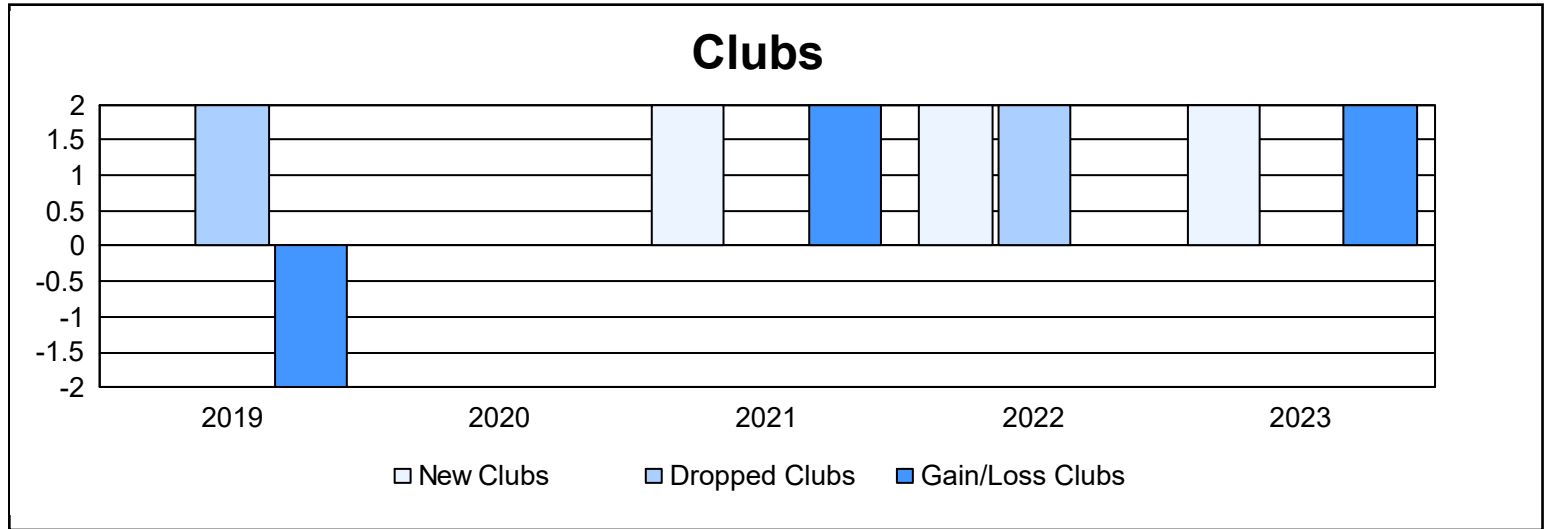
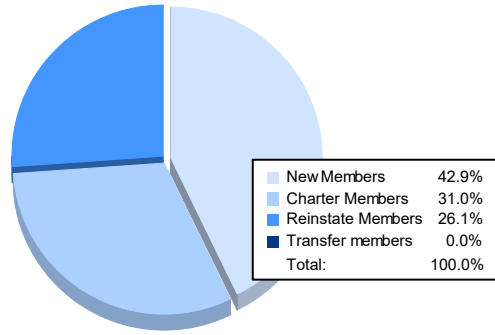


| Year | New Clubs | Dropped Clubs | Gain/Loss Clubs | New Members | Charter Members | Reinstate Members | Transfer Members | Total Member Added | Total Members Dropped | Gain/Loss Members |
|----------------|-----------|---------------|-----------------|-------------|-----------------|-------------------|------------------|--------------------|-----------------------|-------------------|
| 2018-2019 | 0 | 2 | -2 | 100 | 0 | 21 | 4 | 125 | 229 | -104 |
| 2019-2020 | 0 | 0 | 0 | 91 | 0 | 1 | 3 | 95 | 173 | -78 |
| 2020-2021 | 2 | 0 | 2 | 164 | 60 | 10 | 0 | 234 | 155 | 79 |
| 2021-2022 | 2 | 2 | 0 | 87 | 96 | 6 | 2 | 191 | 208 | -17 |
| 2022-2023 | 2 | 0 | 2 | 105 | 76 | 64 | 0 | 245 | 342 | -97 |
| Average | 1 | 1 | 0 | 109 | 46 | 20 | 2 | 178 | 221 | -43 |



Membership Composition June 2023 Cumulative



Gender Composition June 2023 Cumulative

